

## Employment and Outcomes



79%

Associate in Arts graduates who transferred to Florida colleges and universities to continue their education



96%

Associate in Science degree graduates who found employment (including serving in the Military)



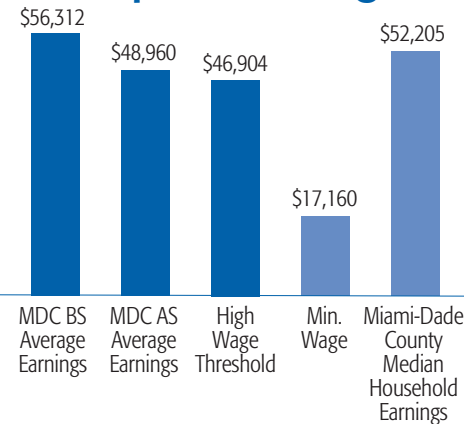
97%

Bachelor's degree graduates who found employment (including serving in the Military)

**\$48,960** Average annual earnings of Associate in Science degree graduates

**\$56,312** Average annual earnings of Bachelor's degree graduates

## Competitive Wages



## Student Satisfaction



87%

of graduates indicated their overall satisfaction with Miami Dade College.

## Student Engagement

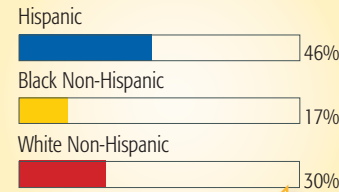
- MDC students are engaged in their studies, a key indicator of student learning and success.
- MDC outperforms the 2018 Community College Survey of Student Engagement (CCSSE) cohort, extra-large institutions, and participating Florida College System institutions in Active and Collaborative Learning, Student Effort, Academic Challenge, Student-Faculty Interaction and Support for Learners.

## Institutional Resources and Effectiveness

### Faculty

99% of full-time faculty have advanced degrees

50% of faculty speak more than one language for a total of more than 25 languages spoken



Student to Faculty Ratio, 2019-20  
**19:1**

85% of students rated the quality of instruction as "excellent" or "good"

### Impacts

#### Economic Mobility

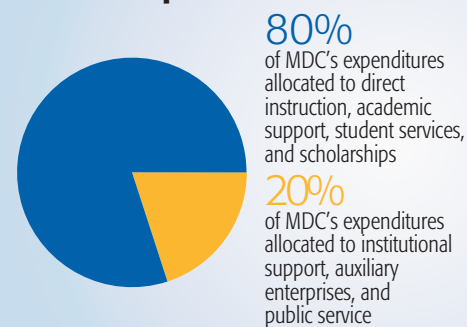
MDC students are among the most likely to improve their economic standing.

- 36% of MDC students move up two or more income quintiles
- 5% of MDC students move from the bottom to the top income quintile
- MDC ranks 2nd among Florida colleges and 4th among non-selective four-year public colleges nationally in economic mobility

#### Job Placement


- 87% of Associate in Science graduates are placed in training related jobs. 96% are working just after graduation.
- 83% of Baccalaureate graduates are placed in training related jobs. 97% are working right after graduating.
- MDC AS graduate earnings have been consistently just above adjusted statewide Florida College System AS graduate earnings. AS state earnings are adjusted for the elevated cost of living in Miami-Dade County. (e.g., latest \$48,960 MDC AS earning vs. \$48,843 FCS statewide AS cost-of-living adjusted earning).

## Expenditures



## Employee Satisfaction

86% of employees indicate that MDC is a great place to work



**ABOUT THE DATA:** Unless otherwise indicated, data are for students seeking a workforce-ready or transferable degree or certificate. Data are from Miami Dade College's administrative records, student surveys, projects/studies, the Florida Department of Education's Florida College System Research and Analytics, and the U.S. Department of Education's Integrated Postsecondary Education Data System. Last Updated: 9/2020



## Score Card 2020-21

**OUR MISSION:** As Democracy's College, Miami Dade College changes lives through accessible, high-quality teaching and learning experiences. The College embraces its responsibility to serve as an economic, cultural and civic leader for the advancement of our diverse global community.

MDC offers over 300 programs and pathways in certificate, associate and baccalaureate programs at eight campuses, multiple outreach centers across Miami-Dade County, and MDC Online.

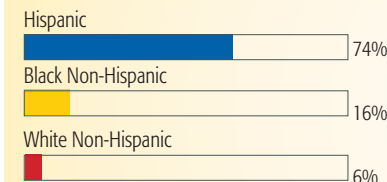
## Student Profile

Academic Year 2019-20

College Credit Student Headcount

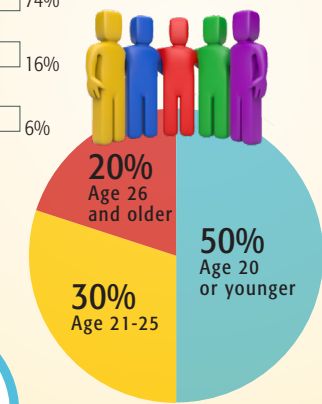
**80,437**

**167** different nationalities **63** different languages

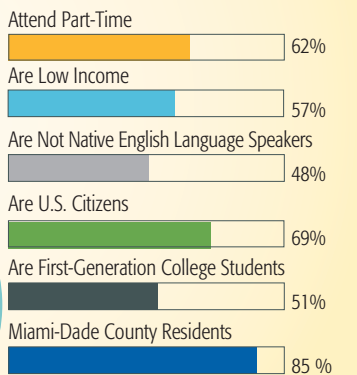


**42%** Male

**58%** Female

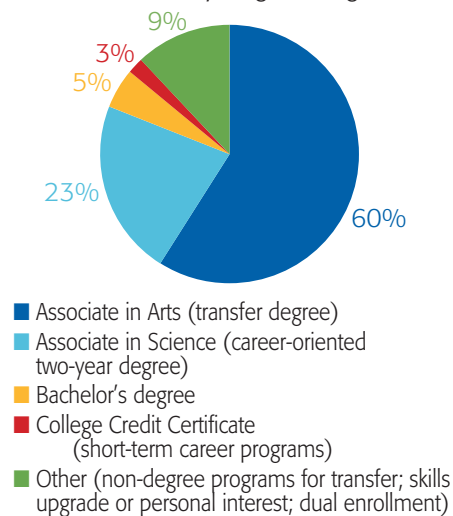


**23.1** Average age of associate degree students  
**29.9** Average age of baccalaureate degree students



In Fall, **20%** of students are new first-time freshmen and **7%** dual high-school enrollees.

Enrollment by Degree Program



90%

indicated that MDC was their first choice of institution to attend

Reasons for choosing MDC:

- Quality/Reputation
- Cost
- Location
- Specific programs

71%

of students have an annual household income of less than \$38,061

78%

work while attending College

## Tuition and Fees

\$3,547



Annual tuition and fees for associate degree programs (full-time, 30 credits)

\$3,897



Annual tuition and fees for bachelor's degree programs (full-time, 30 credits)



Only 3% of MDC students take on federal student loans

## Financial Aid

Full-time, first-time students receiving financial aid

84%

Average amount of grant or scholarship aid that full-time, first-time students received

\$6,027

MDC typically awards grant or scholarship aid that exceeds tuition and fees.

Adjusted Net Price (Tuition and Fees minus Average Grant Aid for a 9-month Academic Year) for full-time, first-time students

\$3,189

## Progress and Completion

Retention Rate

65%

Percent of first-time, full and part-time students who returned the subsequent fall term after their first year

Graduation Rate

44%

Percent of first-time, full-time, degree/certificate-seeking students who graduated in three years

Success Rate

92%

Percent of first-time-in-college students who graduated, are still enrolled in good standing, or who transferred after four years.

Students are more likely to return if they are:

- Passing their classes
- Enrolled in in-person classes
- Enrolled full-time
- Academically prepared
- Enroll directly after high school

Students say the following reasons are most likely to cause them to withdraw:

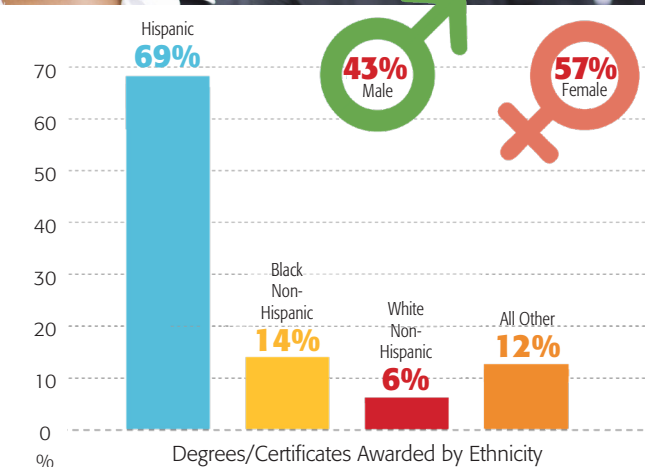
- Transfer to four-year institution
- Lack of finances
- Working full-time
- Caring for dependents

## Graduates and Degrees



16,698

Number of degrees and certificates awarded annually



**MDC confers more associate degrees than any other community college in the country.**

**Degrees Awarded Among Large Postsecondary Institutions:**

- #1 in associate degrees awarded to Hispanics
- #3 in associate degrees awarded to Black students
- #1 in associate degrees in Liberal Arts and Sciences, General Studies and Humanities
- #2 in associate degrees in Nursing and Health Professions & Related Sciences

**MDC #1** statewide in the number of funded CAPE industry certifications recognized by the Florida College System

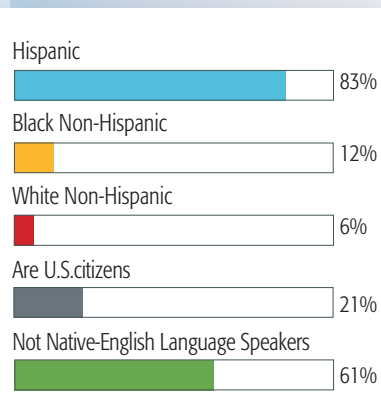
**Graduates indicated that MDC helped them:**

- Formulate strategies to locate, evaluate and apply information
- Demonstrate knowledge of ethical thinking and its application to issues in society
- Use computer emerging technologies effectively
- Communicate effectively using listening, speaking, reading and writing skills

## Professional Development and Continuing Education Programs

26,356

Non-Credit Students Enrolled



42% Male

58% Female

