

Steps to Access Your ACCUPLACER Test Scores from the Student Portal

The ACCUPLACER Student Portal allows you to review your test scores, reprint your Individual Score Report (ISR), and send your scores to other institutions. **Note:** If you did not enter an email address when you tested, you will not be able to access your report. Please contact the institution where you tested for your score report.

1. Go to <https://studentportal.accuplacer.org/> to access the ACCUPLACER Student Portal. From the list of options on the ACCUPLACER Student Portal page, click “Your ACCUPLACER Score Report.”

ACCUPLACER Student Portal

ACCUPLACER Student Portal

The ACCUPLACER student portal allows access to:

- [Home Page](#)
- [Practice Resources](#)
Get tools and resources to help you prepare for the tests.
- [Your ACCUPLACER Score Report](#)
Look up your ACCUPLACER Test Results.
- [Test Center Locator](#)
Haven't taken your test yet? Find a location near you.
- [Test Taking Tutorials](#)
Watch a short video on how to use a variety of test features before you take your test.
- [Texas Resources](#)
Get tools and resources to help you prepare for the Texas tests.

2. On the “Find Your Test Results” screen, enter the same information you did when you took your test, then select the “Search” button. When choosing your Student Institution, remember that you may have tested for a college in your area even though you tested at your high school. Select the institution you tested for, rather than the testing location (if different).

All fields are required and refer to where you took the test.

Find your Test Results

Student ID Test1234	First Name Test	Last Name Taker	Date of Birth 07/01/1992
Institution Country United States	Institution State New Jersey	Student Institution Ocean County College	

Reset Search

3. You will see a screen confirming that your test results were found. The “Search Result” screen will show you the email address you entered when you tested. Click the “Send Reports” button to receive an email with a link to your Individual Score Report.

Search Result

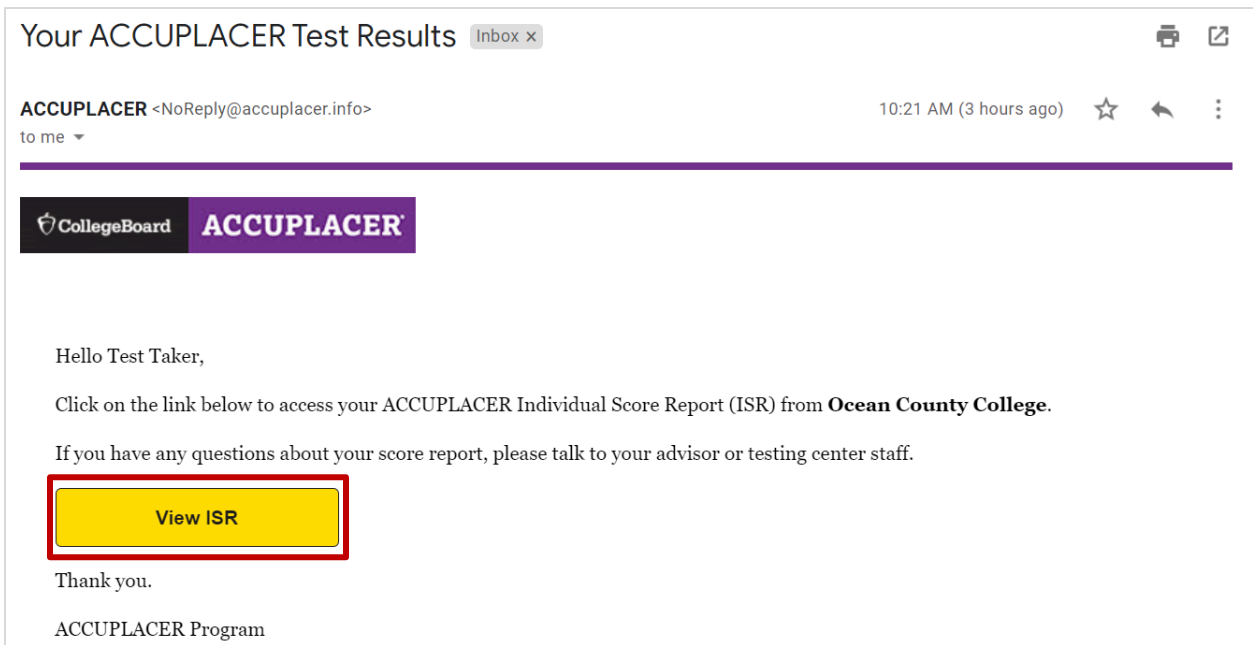
A link to your test results will be emailed to you.

Student email found.
Send results to tes*****@gmail.com

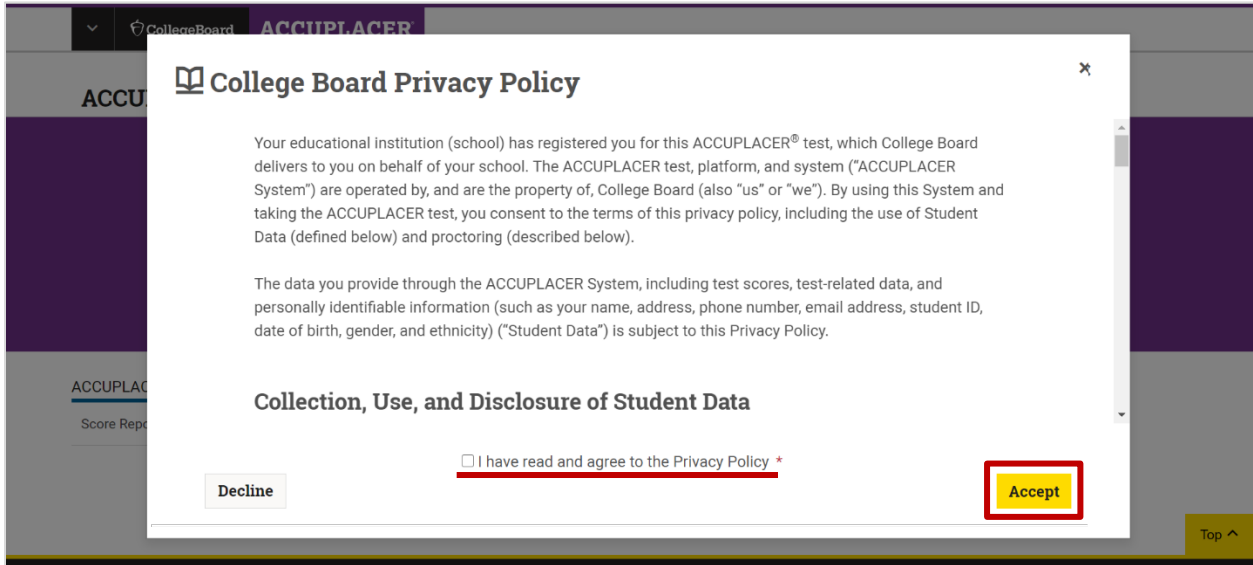
Need help viewing your scores? [Get Support](#)

Send Reports

4. After you send the reports, an email with the subject “Your ACCUPLACER Test Results” will be in your inbox. If it is not in your inbox, please check your spam folder. In your email, select the “View ISR” button to retrieve your ISR.



- 5. Before retrieving your ISR, you will see the College Board Privacy Policy. If you agree to the Privacy Policy, check the “I have read and agree to the Privacy Policy” box, then click the “Accept” button. Note, you will not be able to access your ISR without accepting this privacy policy.



- 6. You will see a list of all your tests sessions along with the date and your scores. If you have tested more than once, you will see an entry for each session. To view or print your ISR, select the “View Complete Report” button.



Score Reports

This is not an official copy of your score report.

Student Information

Test Taker
Student Id: Test1234
Date of Birth: 07/01/1992
Institution: Ocean County College


Latest Test Result

 **Arithmetic**
Scores Share Score Report 

Arithmetic : 215

Exnum: 36697147 | Test Completed: 12/08/2020 [View Complete Report !\[\]\(1f875e8ff0db454eb302861a56ff194f_img.jpg\)](#)

Your ISR will then be visible to save or print. The below is an example.

 **ACCUPLACER** **Student Name:** Test Taker
Student ID: Test1234
Supplemental Student ID: N/A

Individual Score Report

Date of Birth 07-01-1992	Major/Program Name --Omitted--	Site Name Ocean County College Main Campus
Date of Testing 12-08-2020	Administered By M. P.	Voucher Number PA-7T7344FH

Message from the Institution
Placement into English and Math classes may be changed at the discretion of Faculty.

Time Record

Test Session Started	Test Session Ended	Total Time
12-08-2020 11:42 AM EST	12-08-2020 11:46 AM EST	00h:04min:30s

Individual Test Time on ISR

Test Name	Test Session Started	Test Session Ended	Total Time
Arithmetic	12-08-2020 11:42 AM EST	12-08-2020 11:46 AM EST	00h:04min:30s

Test Results

Test Name	CSEM	Score
Next-Generation Arithmetic	9.0057	215

7. To send your scores to other institutions, select the “Share Score Report” button.

Score Reports

This is not an official copy of your score report.

Student Information
Test Taker
Student Id: Test1234
Date of Birth: 07/01/1992
Institution: Ocean County College

Latest Test Result

Arithmetic
Scores Share Score Report

Arithmetic : 215

Exnum: 36697147 | Test Completed: 12/08/2020 View Complete Report [↗](#)

8. On the “Share Individual Score Report” window, use the Institutions dropdown menu to choose up to 3 institutions to send your scores to, then click the “Submit” button. If you wish to send your scores to additional institutions, complete the process again. Note: Not all institutions accept scores for tests taken at another school; only schools listed in the drop-down menu have agreed to receive scores through the Student Score Share function in the Student Portal.

ACCUPLACER Student Portal **Score Reports**
Score Reports This is not an official copy of your score report.

Share Individual Score Report ✕

You may select a maximum of three institutions at a time.

* Institution(s)

Austin Community College -

Follow up with each institution to confirm your scores were received.

Submit

Exnum: 36697147 | Test Completed: 12/08/2020 View Complete Report [↗](#)

Previous Test Results